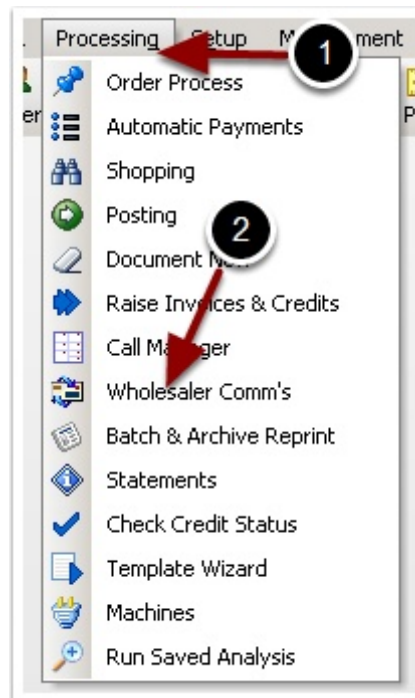


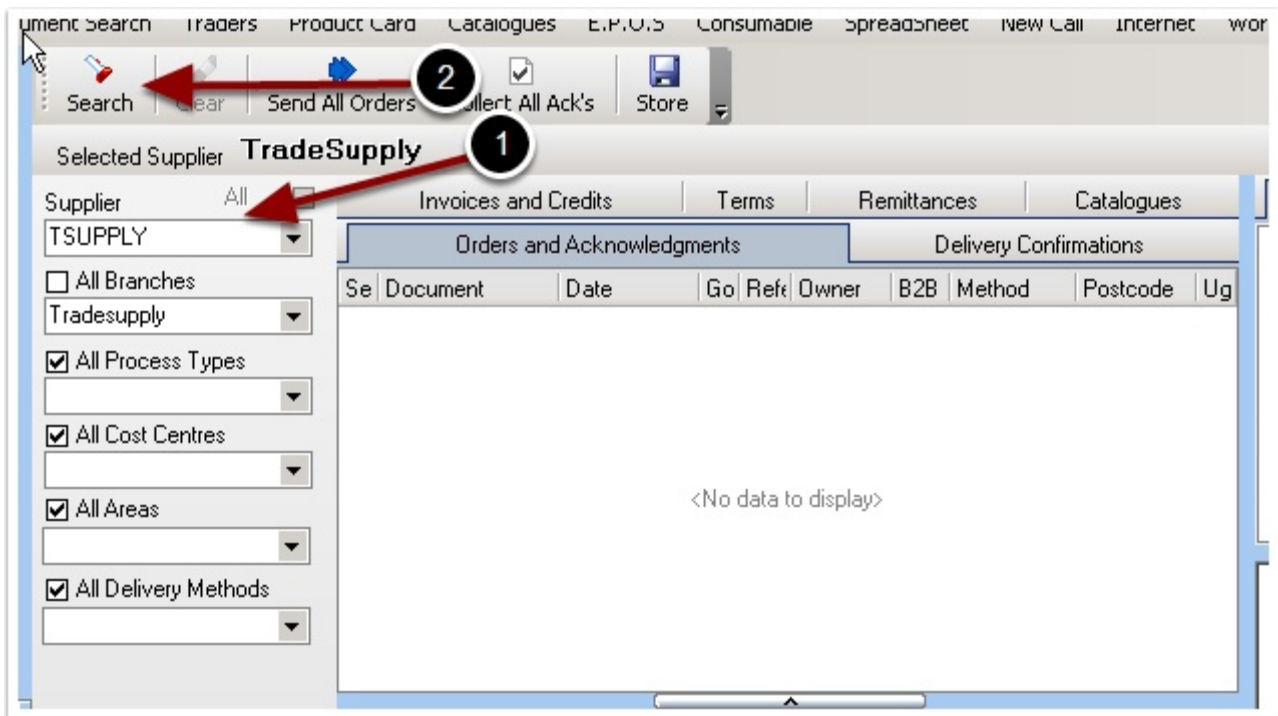
Wholesaler Comms

1. Select Processing from the main Horizon menu
2. Select Wholesaler Comms



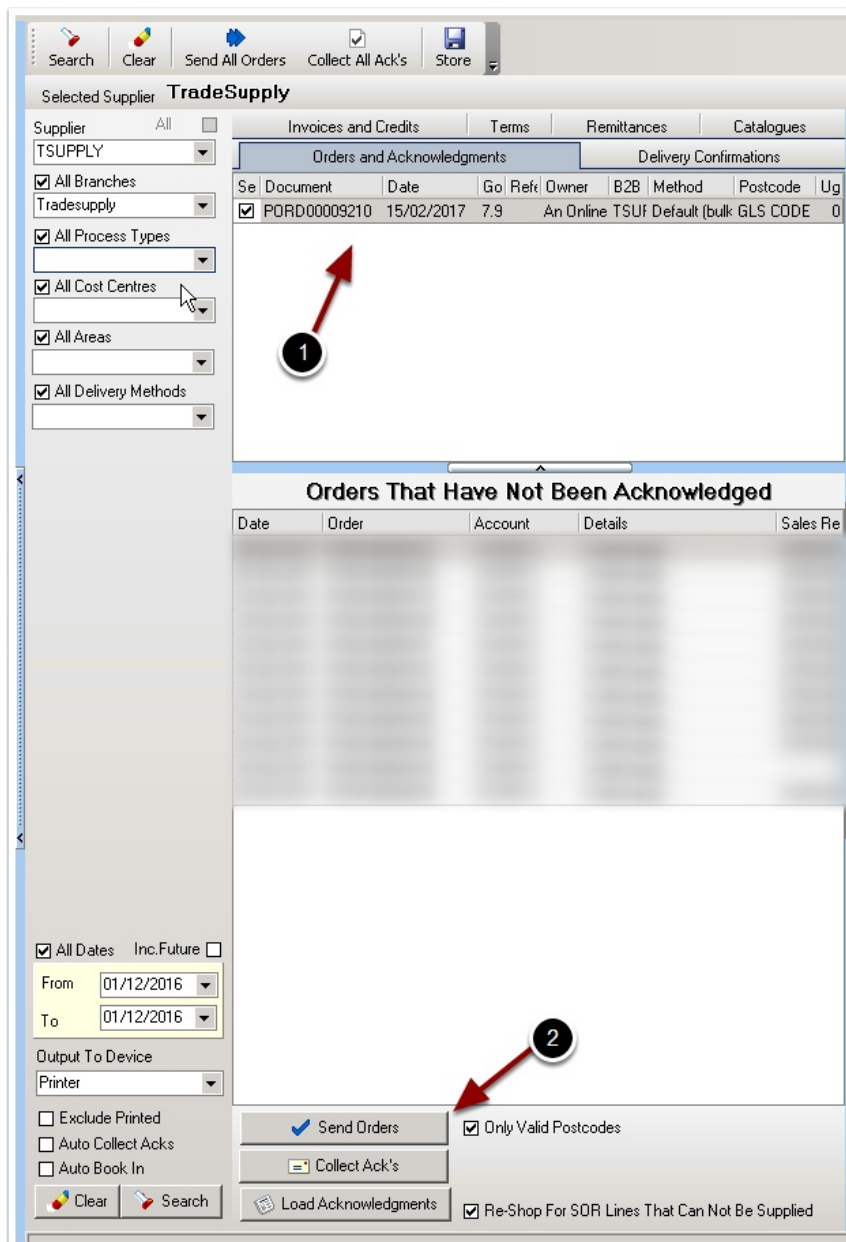
Searching for Orders

1. Select your Tradesupply Account
2. Press Search



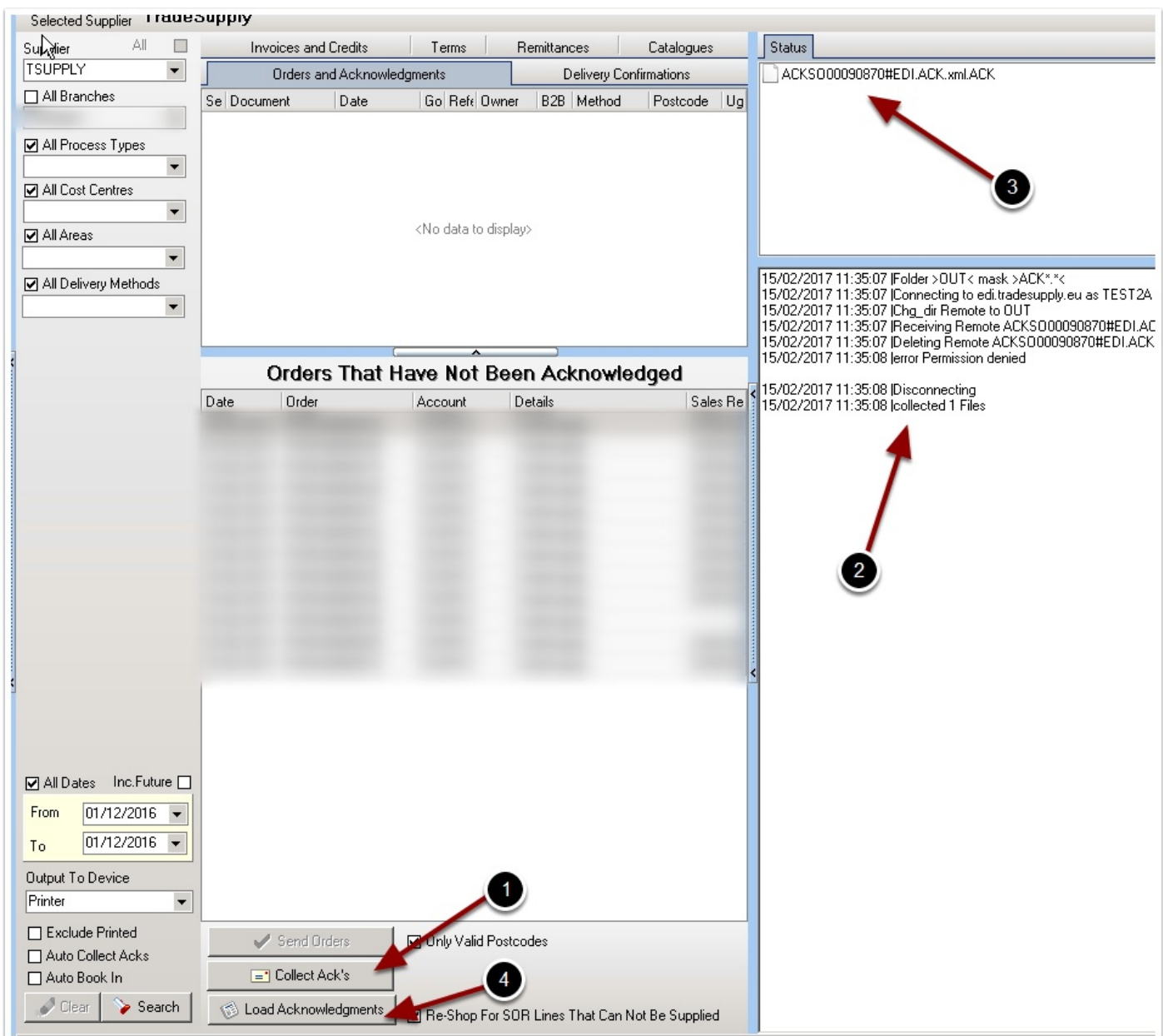
Sending Orders

1. Unsent orders will appear in this box
2. Select Send Orders



Collecting Acknowledgments

1. Select Collect Acknowledgments
2. You will see comms between Horizon & the Tradesupply system
3. Available Acknowledgments will appear in this box
4. Select Load Acknowledgments to load them



The screenshot displays the TradeSupply software interface. The main window is titled "Selected Supplier TradeSupply" and contains several sections:

- Left Sidebar:** Contains filters for "Supplier" (set to TSUPPLY), "All Branches", "All Process Types", "All Cost Centres", "All Areas", and "All Delivery Methods".
- Top Tabs:** "Invoices and Credits", "Terms", "Remittances", "Catalogues", "Orders and Acknowledgments" (selected), and "Delivery Confirmations".
- Main Table:** A table with columns "Se", "Document", "Date", "Go", "Refr", "Owner", "B2B", "Method", "Postcode", and "Ug". It currently displays "<No data to display>".
- Bottom Section:** Titled "Orders That Have Not Been Acknowledged", it contains a table with columns "Date", "Order", "Account", "Details", and "Sales Re".
- Right Panel:** A "Status" log showing system messages, including "ACKS000090870#EDI.ACK.xml.ACK" (highlighted with a red arrow and circle 3) and "15/02/2017 11:35:08 |Disconnecting" (highlighted with a red arrow and circle 2).
- Bottom Controls:** Includes a date range selector (From: 01/12/2016, To: 01/12/2016), "Output To Device" (Printer), and buttons for "Send Orders", "Collect Ack's", "Load Acknowledgments", and "Re-Shop For SOR Lines That Can Not Be Supplied".

Red arrows and numbered circles (1-4) highlight the following elements:

- 1:** Points to the "Collect Ack's" button.
- 2:** Points to the status log entry "15/02/2017 11:35:08 |Disconnecting".
- 3:** Points to the status log entry "ACKS000090870#EDI.ACK.xml.ACK".
- 4:** Points to the "Load Acknowledgments" button.